



CAJAS DE EMPOTRAR  
FLUSH-MOUNTED BOXES  
BOÎTIER ENCASTRABLE

**CAJAS DE EMPOTRAR MONTADAS**

Las cajas de empotrar se suministran montadas. Utilice las siguientes cajas de empotrar, según el número de alturas del edificio.

**READY-ASSEMBLED FLUSH-MOUNTED BOXES**

The flush-mounted boxes are supplied ready-assembled. Use the following flush-mounted boxes, depending on the number of storeys in the building.

**BOÎTIERS ENCASTRABLES MONTÉS**

Les boîtiers encastrables sont fournis montés détachées. Utilisez les boîtiers suivants, selon le nombre d'étages de l'immeuble.

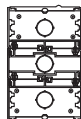
9740005  
CMO-002



1 - 2

alturas - storeys - étages  
114x131 mm

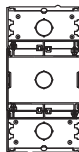
9740006  
CMO-004



3 - 4

alturas - storeys - étages  
114x179 mm

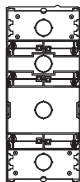
9740007  
CMO-006



5 - 6

alturas - storeys - étages  
114x227 mm

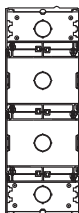
9740008  
CMO-008



7 - 8

alturas - storeys - étages  
114x275 mm

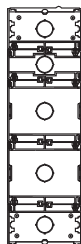
9740009  
CMO-010



9 - 10

alturas - storeys - étages  
114x323 mm

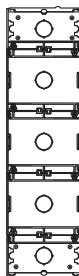
9740010  
CMO-012



11 - 12

alturas - storeys - étages  
114x371 mm

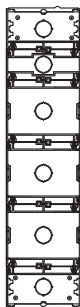
9740011  
CMO-014



13 - 14

alturas - storeys - étages  
114x419 mm

9740012  
CMO-016



15 - 16

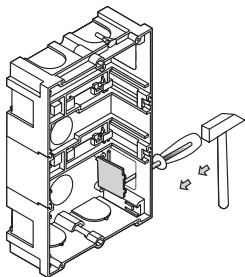
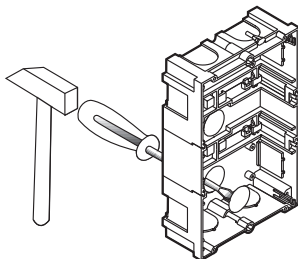
alturas - storeys - étages  
114x467 mm

**INSTRUCCIONES DE MONTAJE ASSEMBLY INSTRUCTIONS INSTRUCTIONS DE MONTAGE**

- 1** Rompa el tabique de las aberturas que requiera para pasar los cables.

Break the partition with the holes that you need to pass the cables through.

Cassez la cloison des ouvertures nécessaires pour faire passer les câbles.



- 2** Para ensamblar entre sí varias cajas, rompa los tabiques laterales.

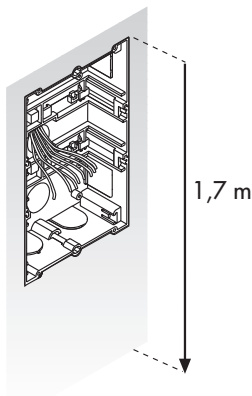
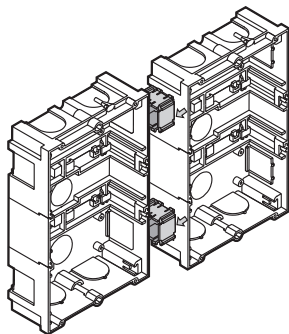
To assemble several boxes together, break the side partitions.

Pour assembler plusieurs boîtiers entre eux, cassez les cloisons latérales.

- 3** Ensamble las cajas mediante los separadores CEM-001 (cód. 9740004), de este modo la separación será la adecuada para las placas.

Assemble the boxes by using the CEM-001 separators (code. 9740004). In this way the gap will be suitable for the panels.

Assemblez les boîtiers au moyen des séparateurs CEM-001 (code. 9740004), la séparation est ainsi correcte entre les plaques.



- 4** Coloque la caja de empotrar de modo que la parte superior quede a una altura de 1,7 m.

Place the flush-mounted box in position so that the top is 1.7 m. high.

Placez le boîtier encastrable de telle sorte que la partie supérieure soit placée à une hauteur de 1,7 m.