ALCAD

AMPLIFICADORES MULTIBANDA
MULTIBAND AMPLIFIERS
AMPLIFICATEURS MULTIBANDE

SERIE 904 SERIES

CÓDIGO-CODE-CODE		9040017			9040025		
MODELO-MODEL-MODELE		DA-711			DA-713		
Rango de frecuencia Frequency range Gamme de frequences	Band	RETURN	TV	SAT	RETURN	TV	SAT
	MHz	5-30	47-862	930-2150	5-65	86-862	930-2150
Ganancia Gain Gain	dB	4 ± 0,5	34 ± 1,0	41 ± 2,5	6 ± 0,5	34 ± 1,0	41 ± 2,5
Regulación de ganancia Gain adjust Réglage de gain	dB	-	20	15	-	20	15
Ecualización fija Fixed equalization Pente fixe	dB	2,5	-	1,5 ± 1,5	3,5	-	1,5 ± 1,5
Margen de ecualización Adjustable equalization range Plage de reglage de pente	dB	-	17	10	-	16	10
Test de salida Output test point Sortie test	dB	30 ± 0,5	30 ± 2,0		30 ± 0,5	30 ± 2,0	
Nivel de salida Output level Niveau de sortie	dB	107 DIN 45004B 104 (IMD_3 -60 dB) 90 (IMD_2 -60 dB)	120 DIN 45004B 117 (IMD_3 -60 dB) 110 (IMD_2 -60 dB) 105 (CTB -60 dB) 105 (CSO -60 dB) 104 (XMOD -60 dB)	120 (IMD_3 -35 dB) 110 (IMD_2 -35 dB)	107 DIN 45004B 104 (IMD_3 -60 dB) 90 (IMD_2 -60 dB)	120 DIN 45004B 117 (IMD_3 -60 dB) 110 (IMD_2 -60 dB) 105 (CTB -60 dB) 105 (CSO -60 dB) 104 (XMOD -60 dB)	120 (IMD_3 -35 dB) 110 (IMD_2 -35 dB)
Pérdidas de retorno E/S Return loss I/O Pertes de retour E/S	dB	≥14	≥10	≥9	≥14	≥10	≥9
Figura de ruido Noise figure Facteur de bruit	dB	≤7		≤10	≤7		≤10

DIN 45004B: 3 unequal carriers, IMD_3 at 60 dB
IMD_3 -60 dB: 2 equal carriers, EN 50083-3
IMD_3 -35 dB: 2 equal carriers, EN 50083-3
IMD_2 -60 dB: 2 equal carriers, EN 50083-3

IMD_2 -35 dB: 2 equal carriers, EN 50083-3
CTB -60 dB: 42 equal carriers, EN 50083-3
CSO -60 dB: 42 equal carriers, EN 50083-3
XMOD -60 dB: 42 equal carriers, EN 50083-3

CÓDIGO-CODE-CODE		9040017	9040025
MODELO-MODEL-MODELE		DA-711	DA-713
Fusible Fuse Fusible	V~	250	
	A	1,6 (Type F)	
Tensión de red Mains voltage Tension du secteur	V~	230 ±15% 50/60 Hz	
	VA	12	
Temperatura de funcionamiento Operating temperature Température de fonctionnement	°C	-20 ... +65	
Índice de protección Protection index Indice de protection		IP 50D	

AMPLIFICADOR DA-711
AMPLIFIER DA-711
AMPLIFICATEUR DA-711

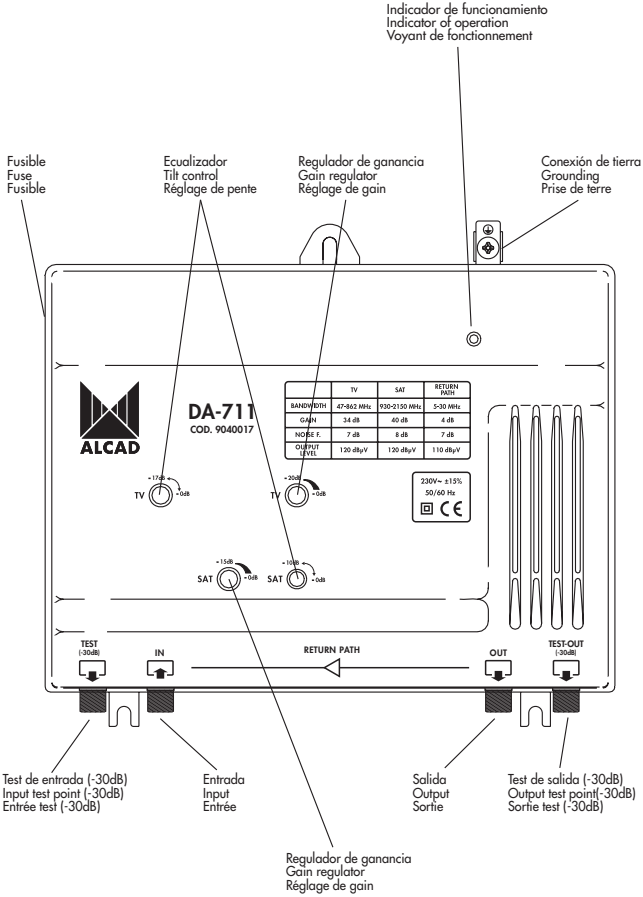

CÓMO ALIMENTAR EL AMPLIFICADOR
HOW TO FEED THE AMPLIFIER
COMMENT ALIMENTER L'AMPLIFICATEUR

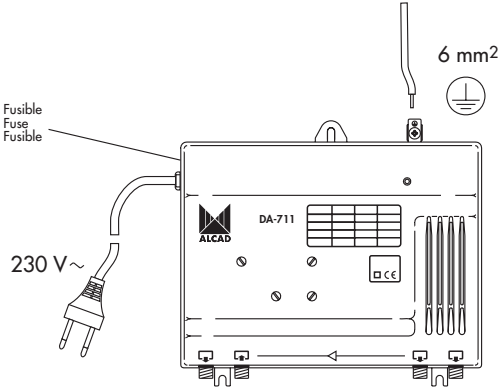

SUSTITUCIÓN DEL FUSIBLE
FUSE REPLACEMENT
REPLACEMENT DU FUSIBLE

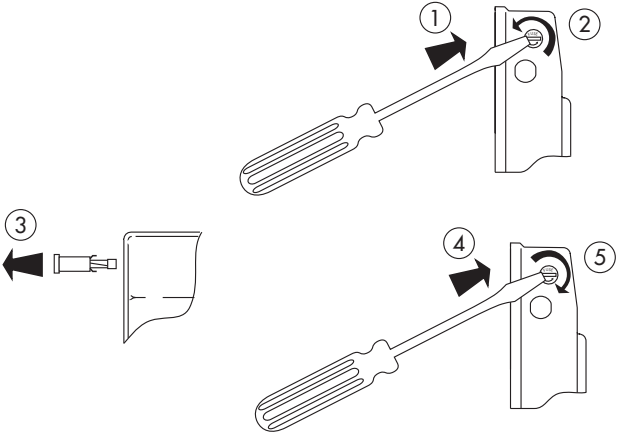

ESQUEMAS TÍPICOS
CONNECTION DIAGRAMS
SCHEMAS DE CONNEXION

	10 Channels	47..862 MHz
	20 Channels	47..862 MHz
IF	30 Transponders	950..2150 MHz

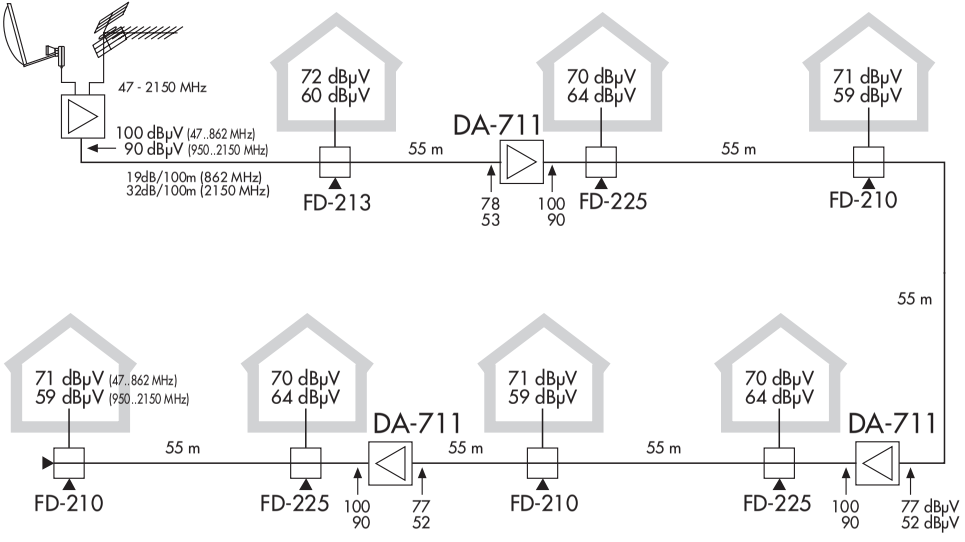

ESQUEMAS TÍPICOS
CONNECTION DIAGRAMS
SCHEMAS DE CONNEXION

	10 Channels	47..862 MHz
	20 Channels	47..862 MHz
IF	30 Transponders	950..2150 MHz

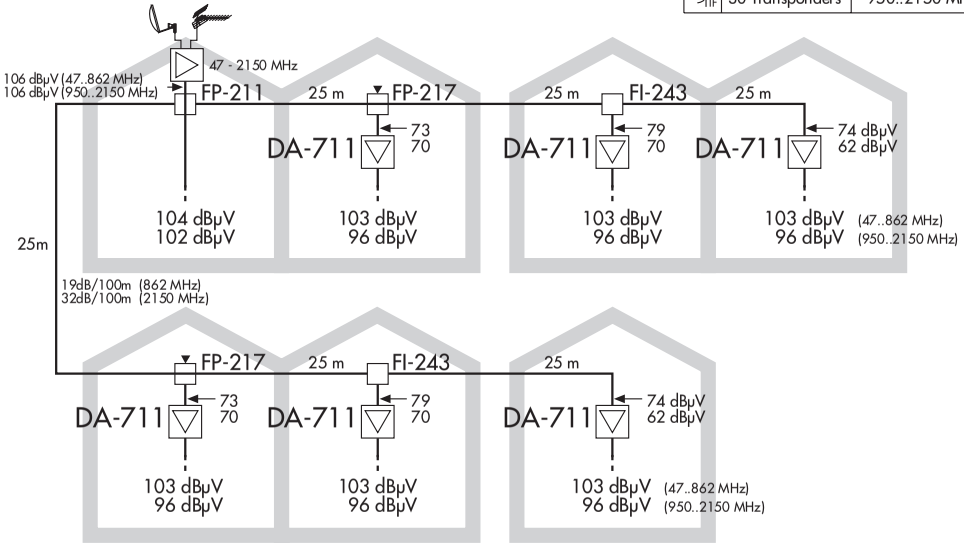

Especificaciones sujetas a modificación sin previo aviso
Specifications subject to modifications without prior notice
Les spécifications sont soumises à de possible modifications sans avis préalable

Cod. 2610520 - Rev. 04

ALCAD

www.alcadelectronics.com

ALCAD Electronics, S.L.
Pol. Ind. Arreche-Ugalde, 1
Apdo. 455 | 20305 IRUN - Spain
Tel. (+34) 943 63 96 60
info@alcad.net